

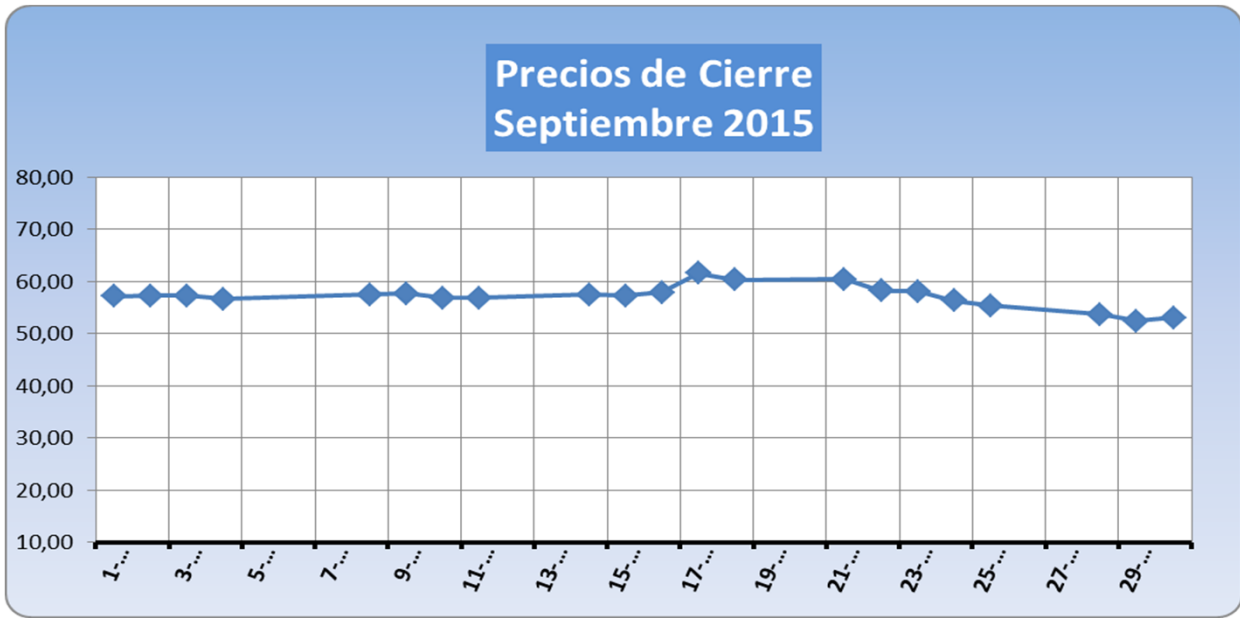
Precio de cierre y rentabilidad de UNITED para el periodo comprendido entre el 03 de Agosto al 30 de Septiembre de 2015

| DATE | OPEN | HIGH | LOW | CLOSE | VOLUME | RENTABILIDAD | | |
|------------|-------|-------|-------|-----------|----------|--------------|----------|---------------------------------|
| 03-08-2015 | 56,86 | 58,89 | 56,69 | 58,32 | 5238800 | 1,08 | Semana 1 | 3 al 7 de agosto |
| 04-08-2015 | 59,19 | 59,85 | 58,21 | 58,95 | 4782000 | -1,42 | | |
| 05-08-2015 | 59,41 | 59,50 | 58,05 | 58,11 | 4567500 | -1,03 | | |
| 06-08-2015 | 58,41 | 58,96 | 56,95 | 57,51 | 3737700 | -1,34 | | |
| 07-08-2015 | 57,25 | 57,63 | 56,61 | 56,74 | 3475200 | 0,72 | | |
| 10-08-2015 | 57,42 | 58,01 | 56,90 | 57,15 | 3066500 | 1,26 | Semana 2 | 10 al 14 de agosto |
| 11-08-2015 | 57,22 | 59,14 | 57,22 | 57,87 | 4404400 | -0,79 | | |
| 12-08-2015 | 57,60 | 57,74 | 55,07 | 57,41 | 4813300 | 1,64 | | |
| 13-08-2015 | 57,65 | 58,59 | 57,18 | 58,35 | 3318800 | 0,31 | | |
| 14-08-2015 | 57,97 | 58,86 | 57,85 | 58,53 | 2391700 | 1,83 | | |
| 17-08-2015 | 58,49 | 59,93 | 58,00 | 59,60 | 3863500 | -1,83 | Semana 3 | 17 al 21 de agosto |
| 18-08-2015 | 59,45 | 60,12 | 58,11 | 58,51 | 3813100 | -0,48 | | |
| 19-08-2015 | 58,26 | 59,03 | 57,87 | 58,23 | 3794900 | -2,82 | | |
| 20-08-2015 | 57,59 | 57,66 | 56,52 | 56,59 | 4124300 | -2,65 | | |
| 21-08-2015 | 55,92 | 56,68 | 54,96 | 55,09 | 6276400 | -5,01 | | |
| 24-08-2015 | 50,76 | 54,98 | 49,20 | 52,33 | 7040400 | -0,44 | Semana 4 | 24 al 28 de agosto |
| 25-08-2015 | 54,37 | 54,94 | 52,10 | 52,10 | 4562200 | 3,55 | | |
| 26-08-2015 | 53,37 | 54,22 | 51,62 | 53,95 | 4945500 | -1,09 | | |
| 27-08-2015 | 54,38 | 54,73 | 52,33 | 53,36 | 5479100 | 7,05 | | |
| 28-08-2015 | 56,52 | 57,35 | 55,78 | 57,12 | 19974700 | -0,26 | | |
| 31-08-2015 | 57,18 | 58,04 | 56,88 | 56,97 | 10556500 | 0,28 | Semana 5 | 31 de agosto al 4 de septiembre |
| 01-09-2015 | 56,01 | 57,38 | 55,8 | 57,130001 | 12661100 | 0,28 | | |
| 02-09-2015 | 57,89 | 58,09 | 56,72 | 57,290001 | 63778700 | -0,07 | | |
| 03-09-2015 | 57,53 | 58,14 | 57,05 | 57,25 | 9932300 | -0,98 | | |
| 04-09-2015 | 56,8 | 57,7 | 56,31 | 56,689999 | 6099700 | 1,45 | | |
| 08-09-2015 | 57,74 | 58,01 | 56,91 | 57,509998 | 6971400 | 0,28 | Semana 6 | 8 al 11 de septiembre |
| 09-09-2015 | 57 | 58,93 | 56,87 | 57,669998 | 9026000 | -1,34 | | |
| 10-09-2015 | 57,96 | 58,36 | 56,6 | 56,900002 | 6472100 | -0,12 | | |
| 11-09-2015 | 56,77 | 57,47 | 56,34 | 56,830002 | 4026300 | 1,09 | | |
| 14-09-2015 | 56,89 | 57,46 | 56,42 | 57,450001 | 4635000 | -0,30 | | |
| 15-09-2015 | 57,49 | 57,7 | 56,85 | 57,279999 | 5134500 | 1,17 | Semana 7 | 14 al 18 de septiembre |
| 16-09-2015 | 57,03 | 57,99 | 56,76 | 57,950001 | 5136800 | 6,23 | | |
| 17-09-2015 | 58,19 | 62,21 | 58,08 | 61,560001 | 16190500 | -2,03 | | |
| 18-09-2015 | 60,84 | 61,35 | 60,03 | 60,310001 | 7093900 | 0,23 | | |
| 21-09-2015 | 60,36 | 61,24 | 59,59 | 60,450001 | 5232500 | -3,66 | | |
| 22-09-2015 | 59,95 | 60,22 | 58,01 | 58,240002 | 5428500 | -0,12 | Semana 8 | 21 al 25 de septiembre |
| 23-09-2015 | 58,52 | 58,89 | 57,29 | 58,169998 | 4200600 | -3,16 | | |
| 24-09-2015 | 57,58 | 57,66 | 55,77 | 56,330002 | 5686100 | -1,62 | | |
| 25-09-2015 | 56,99 | 56,99 | 54,95 | 55,419998 | 6298400 | -3,07 | | |
| 28-09-2015 | 55,21 | 55,24 | 53,04 | 53,720001 | 5504800 | -2,35 | | |
| 29-09-2015 | 53,83 | 54,03 | 52,11 | 52,459999 | 6256000 | 1,12 | Sem 9 | 28 al 30 de sep |
| 30-09-2015 | 52,88 | 53,48 | 52,24 | 53,049999 | 6221300 | -0,09 | | |

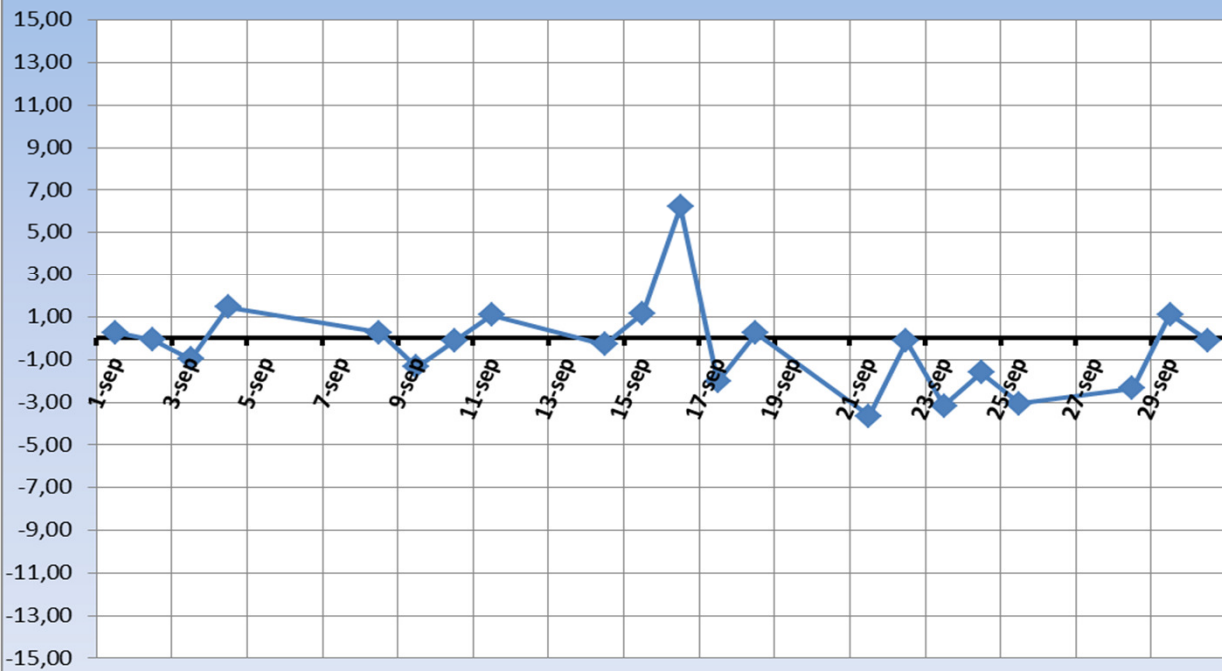
Indicadores financieros de UNITED para los meses de Agosto - Septiembre 2015

| | |
|-----------------------------|-----------------|
| RIESGO | 5,21 |
| RETORNO | -0,20 |
| COEF. DE VARIABILIDAD | -25,72 |
| DESVIACION ESTÁNDAR | 2,28 |
| VALOR EMPRESA (al 30/09/15) | 330.039.959 USD |

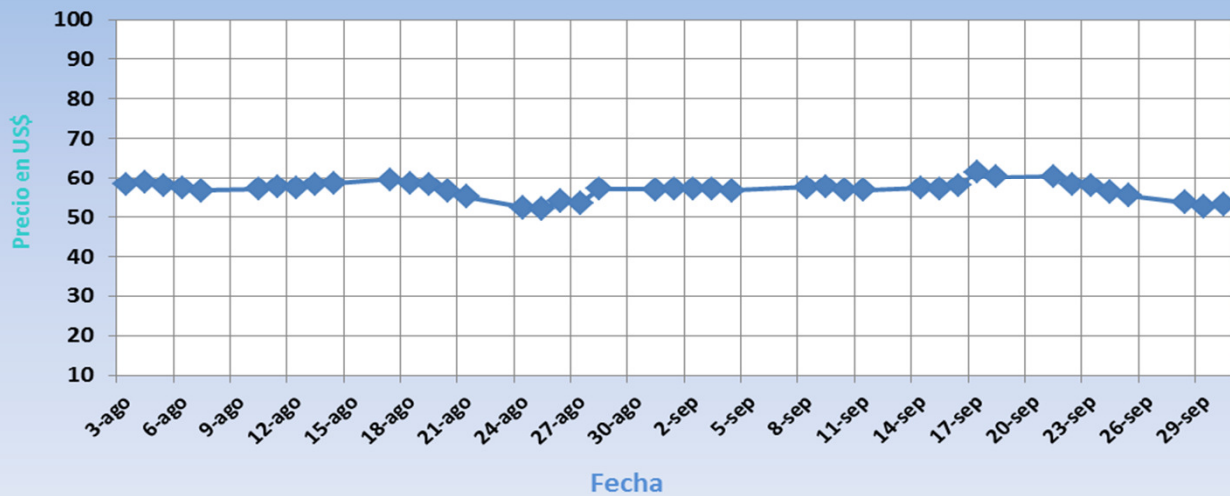
| Date | Close | Variación Anual |
|------------|-------|-----------------|
| 30-09-2014 | 46,79 | |
| 30-09-2015 | 53 | 13,38% |



Rentabilidad Septiembre 2015



Precios de Cierre Agosto - Septiembre 2015



Variación Anual precios de cierre Septiembre 2014 - 2015

